



Member of the FM Global Group

**Approval Standard
for
Electric Flashlights and
Lanterns for Use in
Class I, II, and III,
Division 2, Hazardous
(Classified) Locations**

Class Number 3613

August 2006

Foreword

The FM Approvals certification mark is intended to verify that the products and services described will meet FM Approvals' stated conditions of performance, safety and quality useful to the ends of property conservation. The purpose of Approval Standards is to present the criteria for FM Approval of various types of products and services, as guidance for FM Approvals personnel, manufacturers, users and authorities having jurisdiction.

Products submitted for certification by FM Approvals shall demonstrate that they meet the intent of the Approval Standard, and that quality control in manufacturing shall ensure a consistently uniform and reliable product. Approval Standards strive to be performance-oriented. They are intended to facilitate technological development.

For examining equipment, materials and services, Approval Standards:

- a) must be useful to the ends of property conservation by preventing, limiting or not causing damage under the conditions stated by the Approval listing; and
- b) must be readily identifiable.

Continuance of Approval and listing depends on compliance with the Approval Agreement, satisfactory performance in the field, on successful re-examinations of equipment, materials, and services as appropriate, and on periodic follow-up audits of the manufacturing facility.

FM Approvals LLC reserves the right in its sole judgment to change or revise its standards, criteria, methods, or procedures.

TABLE OF CONTENTS

1. INTRODUCTION	1
1.1 Purpose	1
1.2 Scope	1
1.3 Basis for Requirements	1
1.4 Basis for Approval	2
1.5 Basis for Continued Approval	2
1.6 Effective Date	2
1.7 System of Units	2
1.8 Applicable Documents	3
1.9 Definitions	3
2. GENERAL INFORMATION	3
2.1 Approval Application Requirements	3
2.2 Requirements for Samples for Examination	4
3. GENERAL REQUIREMENTS	4
3.1 Review of Documentation	4
3.2 Markings	4
3.3 Manufacturer's Operation Instructions	5
4. CONSTRUCTION REQUIREMENTS AND TESTS	6
4.1 Enclosure Construction	6
4.2 Cells and Batteries	6
4.3 Drop Tests	6
4.4 Enclosure Pressure Tests	6
4.5 Spark Ignition Tests	7
4.6 Surface Temperature Requirements	7
4.7 Overcharge Tests for Rechargeable Batteries	7
4.8 Chemical Compatibility Tests	7
4.9 Dust-Tight Enclosure Test	7
4.10 Dust Blanketing Temperature Test	8
4.11 Additional Tests	8
5. OPERATIONS REQUIREMENTS	8
5.1 Demonstrated Quality Control Program	9
5.2 Facilities and Procedures Audit (F&PA)	9
5.3 Manufacturer's Responsibilities	10
APPENDIX A: Units of Measurement	11
APPENDIX B: FM Approvals Certification Marks, Usage Guidelines	12

1. INTRODUCTION

1.1 Purpose

- 1.1.1 This standard states Approval requirements for electric flashlights and lanterns for use in Class I, II and III, Division 2 hazardous (classified) locations as defined in the National Electrical Code[®], ANSI/NFPA-70 (NEC[®]).
- 1.1.2 Approval criteria may include, but are not limited to, performance requirements, marking requirements, examination of manufacturing facility(ies), audit of quality assurance procedures, and a follow-up program.

1.2 Scope

- 1.2.1 This standard applies to flashlights and lanterns that employ primary (non-rechargeable) and secondary (rechargeable) cells or batteries.
- 1.2.2 Electrical apparatus intended for use in Class I, Division 2 hazardous (classified) locations is apparatus in which any spark or thermal effect, produced under normal conditions, is incapable of causing ignition of a specified mixture of flammable or combustible material in air.
- 1.2.3 Electric flashlights and lanterns intended to be used in Class II (combustible dusts) or Class III (flyings and fibers) hazardous (classified) locations are those which contain a dust-tight enclosure and are incapable of causing ignition of a specified dust or fiber.
- 1.2.4 The requirements of this standard are based on consideration of ignition in locations made hazardous by the presence of flammable or combustible material under normal atmospheric conditions. For the purposes of this standard, normal atmospheric conditions are generally considered to be:
 - 1) an ambient temperature of -20°C to +40°C;
 - 2) an oxygen concentration of not greater than 21 percent by volume; and
 - 3) a barometric pressure in the range 0.8 atmosphere to 1.1 atmosphere.

Note: Equipment specified for atmospheric conditions beyond the above limits is subject to special investigation.

1.3 Basis for Requirements

- 1.3.1 The requirements of this standard are based on experience, research and testing, and/or the standards of other organizations. The advice of manufacturers and users was also considered.
- 1.3.2 The requirements of this standard reflect tests and practices used to examine characteristics of electrical equipment for the purpose of obtaining Approval. Electrical equipment having characteristics not anticipated by this standard may be FM Approved if performance equal, or superior, to that required by this standard is demonstrated, or if the intent of the standard is met. Alternatively, electrical equipment which meet all of the requirements identified in this standard may not be FM Approved if other conditions which adversely affect performance exist or if the intent of this standard is not met.

1.4 Basis for Approval

Approval is based upon satisfactory evaluation of the product and the manufacturer in the following major areas:

1.4.1 Examination and tests on production samples shall be performed to evaluate

- the suitability of the product;
- the performance of the product as specified by the manufacturer and required by FM Approvals

1.4.2 An examination of the manufacturing facilities and audit of quality control procedures is made to evaluate the manufacturer's ability to consistently produce the product which is examined and tested, and the marking procedures used to identify the product. These examinations may be repeated as part of FM Approvals' product follow-up program.

1.5 Basis for Continued Approval

Continued Approval is based upon:

- production or availability of the product as currently FM Approved;
- the continued use of acceptable quality assurance procedures;
- satisfactory field experience;
- compliance with the terms stipulated in the Master Agreement;
- satisfactory re-examination of production samples for continued conformity to requirements; and
- satisfactory Facilities and Procedures Audits (F&PAs) conducted as part of FM Approvals' product follow-up program.

Also, as a condition of retaining Approval, manufacturers may not change a product or service without prior authorization by FM Approvals.

1.6 Effective Date

The effective date of an Approval standard mandates that all products tested for Approval after the effective date shall satisfy the requirements of that standard. Products FM Approved under a previous edition shall comply with the new version by the effective date or else forfeit Approval.

The effective date of this Standard is *September 1, 2006* for compliance with all requirements.

1.7 System of Units

Where units of measurement are expressed in U.S. customary units, they are followed by their arithmetic equivalents in International System (SI) units, enclosed in parentheses. Conversions are in accordance with ANSI/IEEE/ASTM SI-10. Where units of measurement are expressed in SI units, US customary units may also be provided.

1.8 Applicable Documents

Except where modified by the requirements of this standard, electric flashlights and lanterns shall comply with the applicable requirements of the following standards:

- A. FM Approvals Class No. 3600: Electrical Equipment for Use in Hazardous (Classified) Locations — General Requirements
- B. FM Approvals Class No. 3611: Electrical Equipment for Use in Class I, Division 2, Class II, Division 2 and Class III, Division 1 and 2 Hazardous (Classified) Locations

1.9 Definitions

For purposes of this standard, the following terms apply:

Normal Operating Conditions — Equipment is in normal operational conditions when it:

- 1) conforms electrically and mechanically with its design specifications;
- 2) is used within the limits specified by the manufacturer; and
- 3) is subject to outgassing due to gasses emitted from batteries or cells during charging, discharging, aging or improper connection of batteries.

Outgassing — Process of gasses being emitted from batteries or cells during charging, discharging, aging or improper connection of batteries.

Venting — A mechanism designed to relieve overpressure resulting from outgassing of cells.

2. GENERAL INFORMATION

2.1 Approval Application Requirements

To apply for an Approval examination the manufacturer, or its authorized representative, should submit a request to

Electrical Group Manager
FM Approvals
1151 Boston-Providence Turnpike
PO Box 9102
Norwood, MA 02062
U.S.A.

The manufacturer shall provide the following preliminary information with any request for Approval consideration:

- A complete list of all models, types, sizes, and options for the products or being submitted for Approval consideration;

- A complete list of all cell or battery types to be submitted for Approval consideration
- General assembly drawings, complete set of manufacturing drawings, materials list, anticipated marking format, electrical schematics, nameplate format, brochures, sales literature, spec. sheets, and
- The number and location of manufacturing facilities.
- All documents shall identify the manufacturer's name, document number or other form of reference, title, date of last revision, and revision level. All documents shall be provided with English translation.

2.2 Requirements for Samples for Examination

- 2.2.1 Following authorization of an Approval examination, the manufacturer shall submit samples for examination and testing. Sample requirements to be determined by FM Approvals following review of the preliminary information.
- 2.2.2 Requirements for samples may vary depending on design features, results of prior or similar testing, and results of any foregoing tests.
- 2.2.3 The manufacturer shall submit samples representative of production. Any decision to use data generated using prototypes is at the discretion of FM Approvals.
- 2.2.4 It is the manufacturer's responsibility to provide any necessary test fixtures, such as those which may be required to evaluate the product.


3. GENERAL REQUIREMENTS


3.1 Review of Documentation

During the initial investigation and prior to physical testing, the manufacturer's specifications and details shall be reviewed to assess the ease and practicality of use. The Approval investigation shall define the limits of the Approval.

3.2 Markings

- 3.2.1 In addition to the marking requirements in FM Approvals Standard Class No. 3600, flashlight and lantern equipment shall be marked with the following information:
- The following statement (or equivalent): "USE ONLY (Manufacturer) TYPE XXXX BATTERIES AND TYPE XXXX BULB"
 - Where space prohibits a warning statement, the warning symbol shall be affixed to the outside of the enclosure referencing the Instruction Manual. An example of a warning statement that shall appear in the Instruction Manual in bold lettering is as follows. "WARNING—WHEN REPLACING BATTERIES, REMOVE ALL EXISTING BATTERIES AND REPLACE WITH NEW BATTERY SET. REPLACE ONLY WITH (Manufacturer and Type) BATTERIES. DO NOT CHANGE BATTERIES IN HAZARDOUS LOCATIONS."

- A label or marking appearing on the inside of the battery housing illustrating the proper connection of batteries. As an added option, this label or marking information may appear on the outside of the enclosure. The warning symbol shall also appear on the outside of the enclosure referencing the Instruction Manual. The statement, in bold lettering, appearing in the Instruction Manual should call attention to the user emphasizing that improper connection of batteries may present a serious safety hazard. The statement shall also include periodic inspections of the enclosure to ensure the mechanical integrity of the device resulting from any leakage of caustic materials from the battery cells.
- 3.2.2 When the temperature of the outer surface enclosure or lens of the flashlight or lantern exceeds 80°C (176°F), when measured in accordance with clause 4.6 and referenced to 40°C (104°F), or higher marked ambient, the flashlight or lantern shall be marked with the international warning symbol. 

Note: The international symbol  is used to refer the operator to an explanation in the equipment instructions.

3.2.3 Marking Permanency

The degree of performance of labels and marking information on equipment for classified locations is a practical consideration. Equipment labels containing the data required by this standard and its applicable subparts, including adhesion to the equipment enclosure material, shall not degrade due to exposure to chemicals of the Group for which the equipment is rated. Metal labels secured to the product by permanent mechanical means (e.g., drive screws) are considered satisfactory without further tests.

Compliance shall be determined by the chemical compatibility test according to clause 4.8.

- 3.2.4 The model or type identification shall correspond with the manufacturer's catalog designation and shall uniquely identify the product as FM Approved. The manufacturer shall not place this model or type identification on any other product unless covered by a separate agreement.
- 3.2.5 The Approval Mark (see Appendix B) shall be displayed visibly and permanently on the product. The manufacturer shall not use this Mark on any other product unless such product is covered by a separate agreement with FM Approvals.

3.2.6 Marking shall have lettering in which:

- the precautionary signal word for any warning marking shall be at least 2.75 mm (0.11 in.) high;
- the text shall be at least 1.5 mm (0.06 in.) high and contrasting in color to the background; or
- if molded or stamped in a material, the text shall be at least 2.0mm (0.08 in.) high and, if not contrasting in color, a depth or raised height of at least 0.5mm (0.02 in.).

3.3 Manufacturer's Operation Instructions

The manufacturer shall provide the user with

- instructions for the maintenance, and operation of the product;
- facilities for repair of the product and supply replacement parts.

4. CONSTRUCTION REQUIREMENTS AND TESTS

4.1 Enclosure Construction

4.1.1 Exposed surfaces and parts shall be made of a non-sparking material, such as plastic or brass, unless the part is protected by a recess or a guard.

Exception: Such a surface may be of a sparking material if subjected to a special investigation.

4.1.2 All metallic parts of an electric flashlight or lantern shall be made of corrosion-resistant material or protected against corrosion.

4.1.3 The electric flashlight or lantern enclosure, if applicable, shall have means for venting to limit an increase in pressure inside the enclosure due to outgassing of the batteries. The manufacturer shall specify the maximum venting pressure, which shall not exceed 6 psi (41 kPa), on a controlled document.

Protection of the venting scheme shall be required to prevent blockage from ingress of foreign material.

4.2 Cells and Batteries

4.2.1 For equipment employing primary cells or batteries, fresh cells shall be used for each series of tests.

4.2.2 For equipment employing secondary cells or batteries, the cells or batteries shall be charged and discharged a minimum of three times prior to any testing. Testing shall be conducted using fully charged cells or batteries.

4.3 Drop Tests

Flashlight and lantern equipment shall be subjected to the impact resulting from accidental drop. This condition shall be simulated by dropping the device vertically six times, through a distance of 3 ft (0.9 m) onto a concrete floor. Where a threaded cover or assembly parts are used to actuate the lamp, testing shall be conducted with the batteries in place and the threaded cover or assembly parts shall be unscrewed two turns past the extinguishing or lighting point of the lamp, whichever is more severe. The attitude of the apparatus' impact shall be varied on every drop to impact on all sides or axes, as applicable. There shall be no separation or ejection of the batteries from the apparatus, nor other damage which could affect the apparatus for Division 2 hazardous (classified) locations.

4.4 Enclosure Pressure Tests

4.4.1 Testing shall be conducted on at least six samples of the enclosure to:

- 1) verify the manufacturer's maximum specified venting pressure of the enclosure according to clause 4.4.2; and
- 2) verify the mechanical integrity of the enclosure according to clause 4.4.3.

4.4.2 A series of pressure tests on the sample enclosures void of batteries shall be conducted and the maximum internal pressure recorded prior to venting. Venting pressures exceeding the manufacturer's maximum pressure constitutes a failure.

4.4.3 Where a threaded cover or assembly parts are used to actuate the lamp, a series of tests shall be conducted to verify that there will be no ejection of the cover or parts of the device. With the batteries in place, the threaded cover or assembly parts shall be unscrewed two turns past the extinguishing or lighting point of the lamp, whichever is more severe, and the maximum pressure, obtained in clause 4.4.2., shall be applied to each of the six samples.

4.5 Spark Ignition Tests

4.5.1 Spark ignition tests shall be conducted using a 21% hydrogen-in-air gas mixture at 1.1 times the maximum recorded venting pressure according to clause 4.4.2.

A series of six tests on a battery set shall be conducted in its intended configuration for each battery type and manufacturer.

4.5.2 Tests

See *Evaluation of Nonincendive Circuits* clause of FM Approvals Class Standard 3611.

4.6 Surface Temperature Requirements

The maximum temperature of any surface that may come in contact with a flammable gas or vapor-in-air mixture shall be determined under normal operational conditions. Measurements shall be made at any convenient ambient temperature between 10°C (50°F) and 40°C (104°F), corrected linearly to 40°C (104°F) or higher marked ambient.

4.7 Overcharge Tests for Rechargeable Batteries

Rechargeable batteries and battery packs shall be subjected to an overcharge to determine that there is no degradation of the battery's insulation or deformation of the battery(ies) due to any significant temperature rise. Batteries shall be charged at a rate of twice the ampere-hour rating until temperature stabilizes. The use of a protective component internal to the enclosure to prevent overheating will be considered during this test.

4.8 Chemical Compatibility Tests

See applicable clause of FM Approvals Class Standard 3600.

4.9 Dust-Tight Enclosure Test

For the purpose of this standard, an enclosure is considered suitable for Class II and III locations if it meets the requirements of this clause and clause 4.10. In addition, the equipment shall be dust-tight after the drop test described in clause 4.3 and the resistance to impact test on the lens described in FM Approvals Class Standard 3600.

4.9.1 The test is a circulating dust method conducted by using equipment in which talcum powder is maintained in suspension in a suitable closed chamber. The talcum powder used shall pass through a square-meshed sieve whose nominal wire diameter is 50 micrometers and whose nominal width between wires is 75 micrometers. The amount of talcum powder used is 2 kg per cubic meter of the test chamber volume and is not to be used for more than 20 tests.

4.9.2 The equipment under test is to be supported inside the test chamber, and the pressure inside the equipment is to be maintained below atmospheric pressure by a vacuum pump. If the enclosure has a single drain hole, the suction connection is to be made to a hole specially provided for the purpose of the test. If there is more than one drain hole, the other drain holes are to be left open for the test. The object of the test is to draw into the equipment, if possible, a minimum of 80 times the volume of air in the enclosure without exceeding an extraction rate of 60 volumes per hour with a suitable depression. In no event shall the depression exceed 200 mm of water. If an extraction rate of 40 to 60 volumes per hour is obtained, the test is to be stopped after two hours. If, with a maximum depression of 200 mm of water, the extraction rate is less than 40 volumes per hour, the test is to be continued until 80 volumes have been drawn through, or a period of eight hours has elapsed. Where a threaded cover or assembly parts are used to actuate the lamp, testing shall be conducted with the batteries in place and the threaded cover or assembly parts shall be unscrewed two turns past the extinguishing or lighting point of the lamp, whichever is more severe.

4.9.3 No visible dust shall be detected inside the enclosure at the end of the test.

4.10 Dust Blanketing Temperature Test

4.10.1 The apparatus shall be oriented with the lens in an upward vertical position and shall be covered with carbon black dust until no more will stay on the lens or to a depth of 12 mm whichever is less.

4.10.2 The apparatus shall be operated under fault conditions appropriate to the device until all temperatures become constant. Measurements shall be made at any convenient ambient temperature between 10°C and 40°C, corrected linearly to 40°C or higher marked ambient.

4.10.3 There shall be no evidence of charring or ignition of the dust.

4.11 Additional Tests

Additional tests may be required, at the discretion of FM Approvals, depending on design features and results of any foregoing tests.

A re-test following a failure shall be acceptable only at the discretion of FM Approvals and with a technical justification of the conditions or reasons for failure.

5. OPERATIONS REQUIREMENTS

A quality assurance program is required to assure that subsequent unit(s) produced by the manufacturer shall present the same quality and reliability as the specific sample(s) examined. Design quality, conformance to design, and performance are the areas of primary concern.

- Design quality is determined during the examination and tests, and is documented in the Approval Report.
- Continued conformance to this Standard is verified by the Facilities and Procedures Audit (F&PA).
- Quality of performance is determined by field performance and as necessary by periodic re-examination and testing.

5.1 Demonstrated Quality Control Program

5.1.1 The manufacturer shall demonstrate a quality assurance program which specifies controls for at least the following areas:

- existence of corporate quality assurance guidelines;
- incoming quality assurance, including testing;
- in-process quality assurance, including testing;
- final inspection and tests;
- equipment calibration;
- drawing and change control;
- packaging and shipping; and
- handling and disposition of non-conforming materials.

5.1.2 Documentation/Manual

There should be an authoritative collection of procedures/policies. It should provide an accurate description of the quality management system while serving as a permanent reference for implementation and maintenance of that system. The system should require that sufficient records are maintained to demonstrate achievement of the required quality and verify operation of the quality system.

5.1.3 Records

To assure adequate traceability of materials and products, the manufacturer shall maintain a record of all quality assurance tests performed, for a minimum period of two years from the date of manufacture.

5.1.4 Drawing and Change Control

- The manufacturer shall establish a system of product configuration control that shall allow no unauthorized changes to the product. Changes to critical documents, identified in the Approval Report, must be reported to, and authorized by, FM Approvals prior to implementation for production.
- The manufacturer shall assign an appropriate person or group to be responsible for, and require that, proposed changes to Approved or Listed products be reported to FM Approvals before implementation. The manufacturer shall notify FM Approvals of changes in the product or of persons responsible for keeping FM Approvals advised by means of FM Approvals' Form 797, *Approved Product/Specification-Tested Revision Report or Address/Main Contact Change Report*.
- Records of all revisions to all FM Approved products shall be maintained.

5.2 Facilities and Procedures Audit (F&PA)

5.2.1 An audit of the manufacturing facility is part of the Approval investigation to verify implementation of the quality assurance program. Its purpose is to determine that the manufacturer's equipment, procedures, and quality program are maintained to insure a uniform product consistent with that which was tested and FM Approved.

5.2.2 These audits shall be conducted periodically but at least annually by FM Approvals or its representatives.

5.2.3 FM Approved products or services shall be produced or provided at or from the location(s) audited by FM Approvals and as specified in the Approval Report. Manufacture of products bearing the FM Approval Mark is not permitted at any other location without prior written authorization by FM Approvals.

5.3 Manufacturer's Responsibilities

The manufacturer shall notify FM Approvals of changes in product construction, components, raw materials, physical characteristics, coatings, component formulation or quality assurance procedures prior to implementation.

APPENDIX A

Units of Measurement

LENGTH:	in. “inches”; (mm “millimeters”) mm = in. \times 25.4 ft “feet”; (m “meters”) m = ft \times 0.3048
AREA:	in ² “square inches”; (mm ² “square millimeters”) mm ² = in. ² \times 6.4516 \times 10 ² ft ² “square feet”; (m ² “square meters”) m ² = ft ² \times 0.0929
MASS:	lb “pounds”; (kg “kilograms”) kg = lb \times 0.454
PRESSURE:	psi “pounds per square inch”; (bar “bar”) kPa = psi \times 6.895 bar - “bar”; (kPa - “kilopascals”) bar = kPa \times 0.01 bar = psi \times 0.06895
HEAT:	Btu “British thermal units”; (J “joules”) J = Btu \times 1.0551 \times 10 ³
HEAT RELEASE RATE:	Btu/min “British thermal units per minute”; (kW “kilowatts”)
TEMPERATURE:	°F “degrees Fahrenheit”; (°C “degrees Celsius”) °C = (°F 32) \times 0.556
LIQUID:	gal - “gallons”; (L - “liter”) L = gal \times 3.785 L - “liter”; (cu dm - “cubic decimeters”) L = cu dm
FLOW RATE:	gal/min - “gallon per minute”; (L/min - “liters per minute”) L/min = gal/min \times 3.785

APPENDIX B

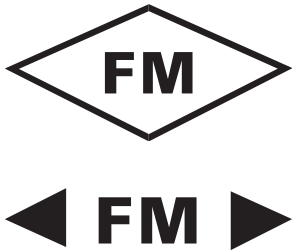
FM Approvals Certification Marks

FM Approvals certifications marks are to be used only in conjunction with products or services that have been Approved by FM Approvals and in adherence with usage guidelines.



FM APPROVED mark:

Authorized by FM Approvals as a certification mark for any product that has been FM Approved. There is no minimum size requirement for the mark, but it must be large enough to be readily identifiable. The mark should be produced in black on a light background, or in reverse on a dark background.



Cast-On FM Approvals marks:

Where reproduction of the FM Approved mark described above is impossible because of production restrictions, use these modified versions of the FM Approved mark. There is no minimum size requirement for the mark, but it must be large enough to be readily identifiable.



FM Approved Mark with “C” only:

Authorized by FM Approvals as a certification mark for any product that has been evaluated by FM Approvals in accordance with Canadian codes and standards. There is no minimum size requirement for the mark, but it must be large enough to be readily identifiable. The mark should be produced in black on a light background, or in reverse on a dark background.



FM Approved mark with “C” and “US”:

Authorized by FM Approvals as a certification mark for any product that has been evaluated by FM Approvals in accordance with US and Canadian codes and standards. There is no minimum size requirement for the mark, but it must be large enough to be readily identifiable. The mark should be produced in black on a light background, or in reverse on a dark background.

FM Approvals Certification Marks Usage Guidelines

All FM Approvals certification marks are the sole property of FM Approvals LLC (“FM Approvals”) and are registered or the subject of applications for registration in the United States and many other countries. They are for use only according to these guidelines.

FM Approvals certification marks may be used only on FM Approved products and related product packaging, in advertising material, catalogs and news releases. Use of FM Approvals certification marks on such material is not a substitute for use of the complete FM Approvals certification mark on FM Approved products and/or product packaging.

No FM Approvals certification mark or aspect thereof may be incorporated as part of a business name, Internet domain name, or brand name/trademark for products/product lines. This includes both design aspects (the FM Approvals “diamond,” etc.) and word aspects (“FM,” “Approved,” etc.). The use of any FM Approvals certification mark as a trademark is strictly prohibited.

The Approval Standard number or class number may not be incorporated as part of a business name, Internet domain name, or brand name/trademark for products/product lines. For example, a company may not say “ABC Company’s 4100 Fire Door is FM Approved”; the proper terminology is, “ABC Company’s Fire Door is FM Approved per Approval Standard 4100.”

FM Approvals certification marks, except for the FM Approvals Quality System Registration mark, may not be used on business stationery/cards/signage because this could mischaracterize the relationship with FM Approvals. Additionally, these items should not reference any FM Approvals certification mark.

Products or services may not be marketed under any mark or name similar to “FM Global,” “FM Approvals” or any of the FM Approvals certification marks. Further, products or services may not be marketed to imply a relationship beyond the scope of any Approval made by FM Approvals.

When an FM Approvals certification mark is used in advertising material or on product packaging, all material must reflect the specific circumstances under which the product was FM Approved. The material must clearly differentiate between products that are FM Approved and those that are not, and may not, in any way, imply a more substantial relationship with FM Approvals.

A company may not reference the intent to submit a product for Approval or the expectation that a company will have a certain product FM Approved in the future. For example, a company may not state, “Approval by FM Approvals pending” or “Approval by FM Approvals applied for.”

FM Approvals certification marks should not be preceded or followed by a qualifier that indicates a degree of certification or acceptability. For example, “exceeds,” “first” or “only” may not be used to qualify any FM Approvals certification mark.

Only original artwork issued by FM Approvals should be used. The FM Approvals certification marks should not be altered in any way other than to resize the artwork proportionately. Unacceptable uses of the marks include, but are not limited to, adding/deleting wording or artwork, reducing the artwork to an illegible size, animation or distortion.

The text of the FM Approvals certification marks may not be translated into any language other than English.

FM Approvals certification marks must appear in a size and location that is readily identifiable, but less prominent than the name of the owner of the certification or the manufacturer/seller/distributor of the certified products.

Printed in USA